

FZA 1.2-4



Physical Specification

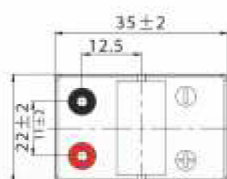
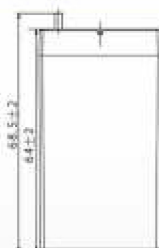
Part Number:	FZA 1.2-4
Length:	35 ± 2 mm (1.38 inches)
Width:	22 ± 2 mm (0.87 inches)
Container Height:	92 ± 2 mm (3.62 inches)
Total Height (with terminal):	100 ± 2 mm (3.94 inches)
Approx Weight:	Approx 0.15kg (0.33lbs)

Specifications

	Normal Voltage	4V
	Normal Capacity (20HR)	1.2AH
Terminal Type	Standard Terminal	\
	Optional Terminal	-
Container Material	Standard Option	ABS
	Flame Retardant Option (FR)	UL94:VO
Rated Capacity	1.20 AH/0.600A	(20hr, 1.80V/cell, 25°C / 77°F)
	1.12 AH/0.112A	(10hr, 1.80V/cell, 25°C / 77°F)
	1.02 AH/0.204A	(5hr, 1.75V/cell, 25°C / 77°F)
	0.918 AH/0.306A	(3hr, 1.75V/cell, 25°C / 77°F)
	0.754 AH/0.754A	(1hr, 1.60V/cell, 25°C / 77°F)
Max Discharge Current	18A (5s)	
Internal Resistance	Approx 60mΩ	
Discharge Characteristics	Operating Temp. Range	Discharge: -15 ~ 50°C (5 ~ 122°F)
		Charge: 0 ~ 40°C (5 ~ 104°F)
		Storage: -15 ~ 40°C (5 ~ 104°F)
	Nominal Operating Temp. Range	25 ± 3°C (77 ± 5°F)
	Cycle Use	Initial Charging Current less than 0.36A. Voltage 4.8V ~ 5.0V at 25°C (77°F) Temp. Coefficient -10mV/°C
	Standby Use	No limit on Initial Charging Current Voltage 4.5V ~ 4.6V at 25°C (77°F) Temp. Coefficient -6mV/°C
Capacity affected by Temperature	40°C (104°F) 103%	
	25°C (77°F) 100%	
	0°C (32°F) 86%	
Design Floating Life at 20°C	5 Years	

Dimensions

Terminal



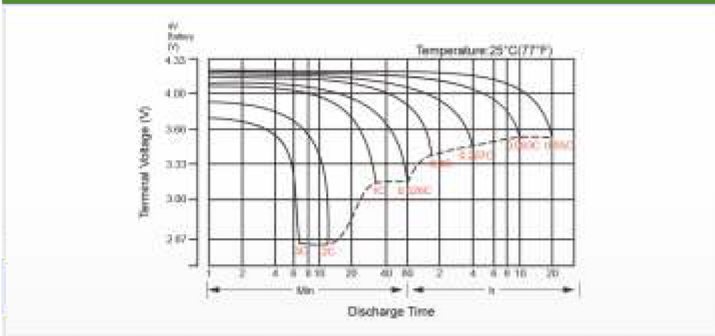
Constant Current Discharge (Amperes) at 20°C

F.V/Time	5 min	10 min	15 min	20 min	30 min	45 min	1h	2h	3h	4h	5h	6h	8h	10h	20h
1.85V/cell	2.29	1.75	1.45	1.26	0.97	0.716	0.603	0.357	0.279	0.227	0.185	0.161	0.130	0.108	0.059
1.80V/cell	3.07	2.24	1.78	1.49	1.19	0.833	0.676	0.390	0.300	0.242	0.199	0.172	0.137	0.112	0.060
1.75V/cell	3.46	2.46	1.92	1.60	1.19	0.864	0.707	0.404	0.306	0.248	0.204	0.177	0.140	0.115	0.061
1.70V/cell	3.81	2.89	2.05	1.68	1.24	0.880	0.720	0.414	0.315	0.254	0.209	0.181	0.142	0.117	0.062
1.65V/cell	4.20	2.90	2.18	1.78	1.31	0.921	0.746	0.420	0.328	0.263	0.215	0.185	0.144	0.119	0.062
1.60V/cell	4.63	3.15	2.33	1.90	1.30	0.980	0.754	0.438	0.339	0.271	0.222	0.189	0.145	0.121	0.063

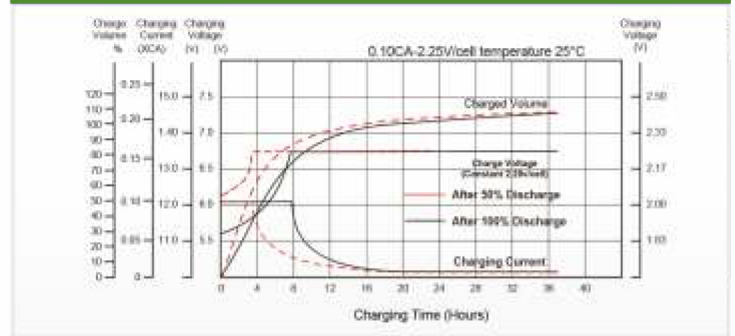
Constant Power Discharge (Watts) at 20°C

F.V/Time	5 min	10 min	15 min	20 min	30 min	45 min	1h	2h	3h	4h	5h	6h	8h	10h	20h
1.85V/cell	4.18	3.24	2.71	2.37	1.85	1.38	1.16	0.693	0.544	0.444	0.363	0.316	0.256	0.214	0.116
1.80V/cell	6.65	4.09	2.23	2.76	2.15	1.69	1.30	0.751	0.582	0.471	0.388	0.387	0.271	0.221	0.110
1.75V/cell	6.12	4.43	2.49	2.94	2.22	1.63	1.35	0.776	0.591	0.480	0.397	0.346	0.275	0.226	0.120
1.70V/cell	6.56	4.71	3.87	3.07	2.29	1.69	1.39	0.794	0.606	0.492	0.406	0.352	0.278	0.231	0.122
1.65V/cell	7.13	5.04	3.87	3.23	2.40	1.72	1.41	0.801	0.629	0.507	0.416	0.359	0.282	0.235	0.123
1.60V/cell	7.68	5.35	4.06	3.41	2.52	1.78	1.42	0.831	0.645	0.521	0.428	0.365	0.284	0.237	0.124

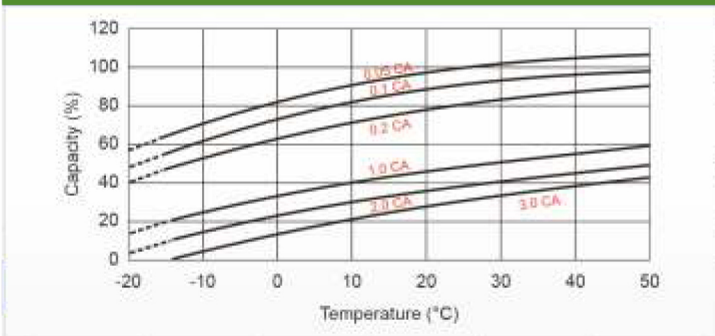
Discharge Characteristics



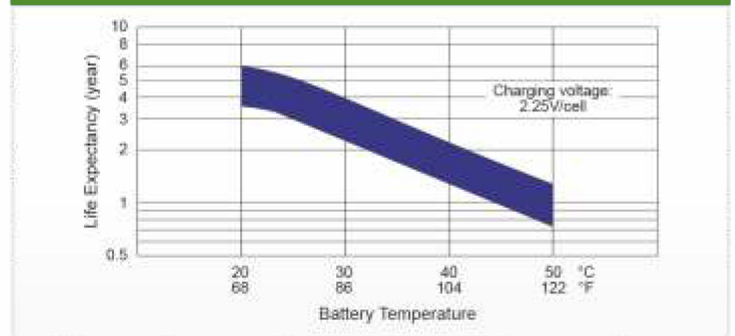
Float Charging Characteristics



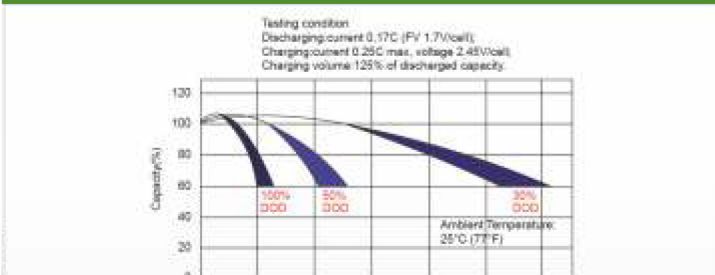
Temperature Effects in Relation to Battery Capacity



Effect of Temperature on Long Term Float Life



Cycle Life in Relation to Depth of Discharge



Self Discharge Characteristics

